



MARBLE SUPREME

CRAFTSMANSHIP IN MARBLE AND GRANITE

OUR BATHROOM WORKTOPS BUYER'S GUIDE

YOUR GUIDE TO BUYING THE PERFECT STONE BATHROOM WORKTOPS

Upgrading your bathroom with a custom stone worktop is a smart investment—one that combines practicality, durability and luxury. We understand it can feel like a big decision, but the process is simple when you have the right guidance.

At Marble Supreme, we make it our mission to ensure the journey to your dream bathroom is as smooth and stress-free as possible. With the right guidance and preparation, your stunning, custom countertops will be ready before you know it.

This guide is designed to help you every step of the way. Inside, you'll find:

- **How to Get an Accurate Quote**

Discover the key details we need from you to provide a fast, precise quote—often within just 30 minutes.

- **Our Measuring and Fitting Process**


Learn about our streamlined approach to ensure a perfect fit for your worktops, with minimal disruption to your home.

- **Preparing Your Bathroom for Installation**

Get practical tips to make sure your bathroom is ready for a smooth fitting day.

- **Our Guarantees and Peace of Mind**

Find out about the premium materials we use, our craftsmanship guarantees, and how we prioritise your satisfaction.



PRE-PURCHASE PREPARATION

We'd love to welcome you to our Bristol showroom, whether you're just browsing or ready to take the next step. However, if you're looking for a quote on your new bathroom worktops, a little preparation beforehand can make the process quicker and easier.

1. CHOOSE YOUR COLOUR

Start by deciding what kind of look you want in your bathroom. We offer a wide selection of premium quartz, granite, and marble in a variety of tones and finishes. Think about:

- **Colour:** Do you want a clean, spa-like white, a dramatic dark tone, or something that makes a statement?
- **Tone:** Soft neutrals? Bold contrast? Warm or cool undertones?
- **Pattern:** Prefer a sleek, uniform finish or a more organic, natural pattern?



Having a clear vision will help us guide you toward the ideal match for your bathroom.




2. BRING SWATCHES FOR INSPIRATION

When visiting the showroom, bring along samples or swatches of your bathroom tiles, cabinets, or paint colours. Seeing how your potential worktop choices look next to the materials already in your space will help you make a confident, cohesive decision.

Call us on 0117 956 3030 or Email us at info@marblesupreme.com

4. HAVE BASIC MEASUREMENTS READY

To provide you with an accurate quote, we'll need measurements of the area where the worktop will be installed, typically your vanity unit or countertop space. If you have plans from a bathroom designer or fitter, even better. If not, rough dimensions or a sketch will do for the initial estimate.



5. WHAT KIND OF SINK DO YOU WANT

It's easy to overlook, but your choice of sink—undermount, overmount, double or countertop basin—directly affects how your worktop is cut and fitted. Let us know in advance which style you're planning, and bring along any digital specifications if you have them.

6. DON'T FORGET THE DETAILS

Small design choices can make a big difference to your finished bathroom. Consider:

- **Upstands or splashbacks** (great for keeping water off walls)
- **Edging style** - clean chamfer, soft pencil round, or something more decorative
- **Cut-outs** - for soap dispensers, taps, or integrated basins



Not sure where to start? Don't worry—our team is here to guide you through all the options and help you make the best choices for your space.

The background of the entire image is a photograph of a modern interior space, likely a bathroom or hallway. It features walls and floors made of large, rectangular tiles with a complex, organic marbled pattern in shades of beige, cream, and dark brown. The ceiling is white with several recessed circular lights. In the bottom right corner, a portion of a white ceramic toilet is visible.

ARRANGE A CONVENIENT CONSULTATION

Once you've got a rough idea of your style and budget, come and see us for a relaxed consultation. We'll guide you through suitable stone choices and provide a clear estimate based on your plans.

When you're ready, we'll move forward with the next steps: precise measuring, templating, and expert installation.

Get started today

Call us on 0117 956 3030 or Email us at
info@marblesupreme.com

YES, WE CAN FIT TO PRE-BUILT VANITY UNITS!

Many of our clients purchase bathroom units separately and wonder if we can fit custom stone worktops on top. Absolutely!

Our team specialises in fitting worktops to pre-installed or bespoke vanity units. With decades of experience, we're known for our precision, attention to detail, and ability to deliver outstanding results—even on tricky or unique bathroom layouts.

Don't just take our word for it—check out our customer reviews online—scan the QR code below to take a look at our Google reviews and see why so many homeowners trust us to bring their dream bathroom to life.





TRADITIONAL CRAFT, MODERN RESULTS

Our craftsmen are trained in time-honoured stoneworking techniques, passed down through generations. This depth of skill allows us to handle even the most detailed bathroom projects with confidence and care.


From the moment you get in touch to the final polish of your new bathroom worktop, you can expect a smooth, professional experience, designed around your needs.



Here's what you can expect during your journey with us—what happens at each stage, and what we'll need from you to make it as smooth and efficient as possible.

STAGE ONE: MEASURING AND TEMPLATING

After your bathroom vanity unit is in place, we'll visit your home to take detailed measurements and create templates for the stone worktop. Accuracy is everything at this stage, so we ask that someone familiar with the project is on hand to answer any questions. This visit usually takes around 1-2 hours.



STAGE TWO: FITTING

Roughly 7-10 days later, we return to install your custom stone worktop. Our expert fitters typically complete the job in just a couple of hours, leaving you with a flawless finish and a bathroom that feels instantly elevated.

Please note: we don't handle plumbing, so make sure any tap or basin plumbing is sorted before the fitting date to avoid delays.



Have concerns regarding the measuring and fitting stages? Don't worry—our team is here to make this process as smooth as it can be.

BATHROOM PREPARATION CHECKLIST

- ☐ All units and furniture fixed in their intended place.
- ☐ Taps, sinks and white goods need to be on site and ready to install.
- ☐ Have the sink templates to hand (preferably digital templates).
- ☐ Fix any undermounted sinks in their support cradles, with the top of the sink flush with the top of the carcass.
- ☐ Any existing worktops that are being replaced need to be removed before fitting.

PRODUCT & WORKMANSHIP GUARANTEES

We're confident that you'll be more than happy with our workmanship and the quality of materials we use. Scan the QR code below to take a look at reviews from our happy customers.



To back this up, our materials are covered by warranties and guarantees, depending on what you choose. Please ask us about these when you come in and see us.

WHAT'S NEXT?

Call us on 0117 956 3030 or Email us at
info@marblesupreme.com

Or Pop Into Our Showroom:
Marble Supreme Ltd., Unit 8 Bridge Road,
Kingswood, Bristol, BS15 4FW

You can also find a wealth of information about
the world of marble, granite and quartz
worktops on our blogs page:

Find it here: www.marblesupreme.com/blog



MARBLE SUPREME

CRAFTSMANSHIP IN MARBLE AND GRANITE

YOUR TRUSTED SUPPLIER OF
MARBLE, GRANITE, AND QUARTZ
WORKTOPS IN BRISTOL AND
BEYOND.